

NEWSLETTER

HIGHLIGHT

🎄 Looking Back: German Christmas Fest 2024 🎄

In December 2024, we hosted our first-ever German Christmas Fest in partnership with Mother Cluckers, and it was a resounding success! Guests enjoyed delicious treats from local vendors like Chopping Block and Gelu Italian Ice, along with desserts and coffee provided by Blume and Flour. Authentic German beer and wine added to the festive atmosphere, while the Crossroads Jazz Combo filled the air with smooth jazz. To top it off, Santa and Mrs. Claus spread holiday cheer with photo ops and festive fun. We can't wait to bring this magical event back next year!

UPCOMING EVENTS

3/17-3/21 - Spring Camp

Designed for kids ages 5-13, offers hands-on animal encounters, nature exploration, and exciting activities! Kids will discover how animals transform from winter to spring while having a wild and educational experience. Join us March 17-21 from 8 AM to noon!

[Click HERE to buy tickets!](#)



D.I.Y. RECYCLED SEED PAPER HEARTS

Materials:

- Colored Paper
- Thin Seeds
- Mixer
- Screen
- Bowl
- Heart Shaped Cookie Cutter



1. Tear paper into little pieces and place them into a bowl. After you have all of your paper torn up, it's time to add your warm water.
2. Let your paper sit in water for a couple of hours to let it soak.
3. After soaking, blend paper into pulp. Drain water out of the mixture, but make sure you leave it moist.
4. Sprinkle seeds into the pulp and hand mix well so that they are all throughout the pulp.
5. Place a towel underneath the screen to catch the leaking water.
6. Hold your cookie cutter tightly against the screen and put a spoonful of paper pulp into the shape and use the spoon to push around as even as you can.
7. After you have placed a few on your screen, you can place them out in the sun to dry.
8. Once fully dry, remove them from the screen and you're done!

NEWSLETTER


INSIDE SCOOP

We are having Spring Break Camp next month! For the week of 3/17-3/21, kids can explore the daily lives of The Texas Zoo residents! Each day will include different hands-on educational workshops, crafts, and animal encounters! Keep an eye on our social media for updates on when spring break camp registration opens!

ANIMAL SPOTLIGHT

This month's animal spotlight is focused on our Lionhead Rabbit, Lulu! Lulu has been with us since February 2021.

Lulu was someone's pet before coming to us. Unfortunately, a lot of people who get bunnies as pets don't realize how much time, care and effort does into taking care of a rabbit. Because of situations like that, that is how we got Lulu.



KEEPER OF THE MONTH!

Say hello to Shelby! Shelby has been with us since 2022. Her favorite food is Asian, favorite color is blue, favorite hobbies are reading, crafting, gaming and going on adventures!

Shelby's animal bestie here at The Texas Zoo is Bubba, our Macaw and Ozzy. Her favorite memories with her besties was as an Intern, Ozzy was the first bird she got to know, and now, Bubba is the only one nice to her lol.



One FREE Child's
Admission
(ages 3-12 years)
Open Sunday-Saturday

110 Memorial Dr.
Victoria, TX 77901

Zoo Edu. Newsletter 2025

Print or show email to gift-shop to redeem!



ZOO LETTER

HIGHLIGHT

Love, Revenge, and Roaches: Eat The Ex Recap!

Eat The Ex was a huge hit this Valentine's Day! Guests had the chance to feed a roach or fish to one of our amazing animals, including black bears, river otters, savannah monitors, bearded dragons, and even our ducks! It was a night filled with laughs as visitors watched their "sticky exes" become tasty snacks for our residents. For those who couldn't make it in person, we had virtual tickets so they could still get in on the fun and watch their exes be "eaten" from afar. Thank you to everyone who joined us—whether in person or virtually—we hope you had as much fun as our animals did!



UPCOMING EVENTS

2/14 - Spring Camp

Designed for kids ages 5-13, offers hands-on animal encounters, nature exploration, and exciting activities! Kids will discover how animals transform from winter to spring while having a wild and educational experience.



Register by March 13! Click [HERE](#) to buy tickets!

3/29 - Backyard Bash BBQ

Join us at Golden Crescent Habitat for Humanity's Backyard BBQ Bash on Saturday, March 29, 2025, at Riverside Park! We'll be there for a day full of fun, food, and community spirit—plus, you can dig into delicious BBQ. Test your luck in the "Bet Your Luck on What's Inside the Truck" raffle for amazing prizes, including a family membership to The Texas Zoo, good for a whole year! Don't miss out—come see us!

D.I.Y. PAPER RAINBOWS

Materials:

- Toilet or Paper Towel Rolls
- Elmer's Glue
- Cotton Balls
- White Construction Paper
- Paint (red, orange, yellow, green, blue and purple)



Instructions:

1. Cut the paper towel/toilet paper roll into two halves.
2. Use the paint to paint a rainbow down the roll. Set aside to dry.
3. As the painted rainbow is drying, use the white construction paper to cut out two little clouds.
4. Once the rainbow is dry, use Elmer's glue to glue the clouds to each side of the cut roll.
5. Glue down cotton balls on the white construction paper clouds to help give a 3D effect!

ZOOSLETTER

ANIMAL SPOTLIGHT

This month's Animal Spotlight is all about our playful North American River Otters, Sammy & Stella!

Both of these otters have an incredible rescue story. Sammy came to us after being rehabilitated from an accident—he was hit by a car, which left him partially blind in his right eye and with a little limp, but that doesn't slow him down! Stella's journey was different—her mother was sadly hit by a car, so she was bottle-raised before finding her forever home with us. These two have overcome so much and now spend their days splashing, playing, and charming everyone they meet!



KEEPER OF THE MONTH!



This month, we're celebrating Devyn! She's been part of The Texas Zoo family since 2021 and brings so much passion to our team. Her favorite food is ramen, and her favorite color is yellow—as bright and cheerful as she is! When she's not at the zoo, you'll find her hiking, birdwatching, or pressing flowers, fully embracing her love for nature.

Speaking of nature, her animal bestie here at the zoo is our White Cockatoo, Tia! Devyn's favorite memory with Tia is building a trusting and special bond with her over time. Next time you see Devyn, be sure to say hi—maybe even swap some hiking or ramen recommendations!

One FREE Child's
Admission
(ages 3-12 years)
Open Sunday-Saturday

110 Memorial Dr.
Victoria, TX 77901

Zoo Edu. Newsletter 2025

Print or show email to gift-shop to redeem!



ZOOSLETTER

HIGHLIGHT

Spring Break Camp was a wild adventure!

Spring Break Camp was a wild success! Campers met and fed our tortoises and goats, got up close with Chubs the pixie frog, and even painted with Angel, our ball python—taking home their unique artwork.

They also created enrichment for our animals and explored nature by finding heart-shaped leaves.

Thank you to all who joined us for this fun-filled week—we can't wait for this summer's adventure!



UPCOMING EVENTS

4/12 - Breakfast with the Easter Bunny!

Join us for a delightful morning at the zoo on April 12th, 2025 for Breakfast with the Easter Bunny! Enjoy a delicious breakfast provided by Denny's! . Capture the holiday spirit with photo opportunities with the Easter Bunny, enjoy fun spring-themed activities for all ages, and meet one of our ambassador animals.



As an extra treat, guests who sign up will get exclusive access to a private Easter egg hunt at 8:30 AM before the zoo opens to the public! With only 50 spots available, this charming event will fill up fast—reserve your spot soon for a hoppy start to the Easter season!

Click [HERE](#) to buy tickets!

LEAF PAINTING CRAFT

Materials:

- Washable Paint (colors of your choice)
- Paper
- Paintbrushes
- Container to pour paint
- Leaves

Instructions:

1. Collect leaves from outside.
2. Prepare your work area and paints.
3. Choose a leaf, flip it upside down so that the underside is now facing up.
4. Paint the entire leaf with your color/s of choice.
5. Carefully press the leaf, paint side down on to the paper and press all or the leaf to get all the paint spots.
6. Remove the leaf to see the beautiful print you just made.
7. Repeat steps 4-6 until you are satisfied.
8. Once satisfied, allow the paint to dry before hanging up or leaf print artwork!



ZOOSLETTER

INSIDE SCOOP

Starting May 7th, 2025 we will be starting up our Zoodlers & Crafts program! It will be every Wednesday & Saturday from 9am-10am. You MUST sign up for each session to participate in the program so keep a look out o our socials for the link!

Our Wild About Wine fundraising event will be on May 16th, 2025 this year! Keep a look out on our socials for when tickets can be purchased.

ANIMAL SPOTLIGHT

This month, we're shining the spotlight on our lovable coyote, Coco!

Coco's journey is a heartwarming one. Her mom was tragically shot by a hunter who didn't realize she had pups. Once he realized the pups wouldn't survive without their mother, he took them to a wildlife rehabilitation center. That's where Coco found her forever home with us. Now, she's thriving and bringing joy to everyone who meets her!



KEEPER OF THE MONTH!

Say hello to Leanne, a beloved team member since 2019! With a love for all shades of blue and the calm of grey, Leanne's color palette is as cool as her personality. When it comes to food, she's a fan of almost everything—except seafood!

Leanne shares a special bond with Indy, our Indio snake, and one of her favorite memories with him is the first time she held him... and he got caught in her hair! It was a moment full of laughs, and one she'll never forget!



One FREE Child's

Admission

(ages 3-12 years)

Open Sunday & Saturday

110 Memorial Dr.
Victoria, TX 77901

Zoo Edu. Newsletter 2025

Print or show email to gift-shop to redeem!




ZOOSLETTER

HIGHLIGHT

Easter Bunny visits The Texas Zoo - A Hoppin' Good Time!

On April 12th, families gathered for a joyful morning at our Breakfast with the Easter Bunny event! Sponsored by Denny's, the event featured a delicious breakfast spread including classic buttermilk pancakes, syrup, fresh-cut fruit, coffee, and juice boxes —perfect fuel for a morning of springtime fun. Guests enjoyed festive crafts, Easter-themed activities, and a lively Easter egg hunt that had kids hopping with excitement. Of course, the morning wouldn't have been complete without a visit from the Easter Bunny, who was available for photo ops and lots of cheerful bunny hugs.

A big thank you to Denny's for their generous support and to all the families who made this celebration eggstra special!



UPCOMING EVENTS

5/16 - Wild About Wine: Wines & Wildflowers!

Wild About Wine is back at the Zoo! Join us for a night full of wine, deliciously paired food, and live music! Have a blast and support the Zoo at our largest fundraising event of the year. Multiple ticket options are available.

This is a 21+ event so have your ID ready at the door.



5/16 - Zoodlers & Crafts

Zoodlers & Crafts is a fun, interactive program designed for children ages 4 and younger. Every session, we will engage in various animal-themed stories, games, crafts, and live animal interactions with your child.

Click [HERE](#) to buy tickets!

TISSUE PAPER SUNCATCHERS

Materials:

- Colored Tissue Paper
- Elmer's Glue
- Paintbrush
- Wax Paper
- Scissors
- String



Instructions:

1. Cut tissue paper into small pieces.
2. Take a piece of wax paper and start applying a thin layer of glue onto the wax paper with the paintbrush.
3. Time to add the tissue paper pieces into the design you want.
4. Add enough pieces so there are very little gaps.
5. Apply another layer of glue over the pieces.
6. Time to let it dry.
7. Once dry, cut into the shape you want.
8. Lastly, add some string to your suncatcher and hang it somewhere in your house that gets good sunlight, and enjoy your new suncatcher!

ZOOSLETTER

INSIDE SCOOP

Summer fun is just around the corner! Our first week of Summer Camps kicks off on July 14, 2025, and spots will go fast. Keep your eyes peeled on our social—registration opens soon!

ANIMAL SPOTLIGHT

Meet our four Texas Tortoises — Master Oogway, Chip, Tex, and Teddy! These charming reptiles have found a forever home here at The Texas Zoo after a rough start.



They were taken from the wild and kept as pets, which is actually illegal in Texas since they're a protected native species. The person responsible faced serious consequences, including prison time and a hefty fine. Sadly, after being in captivity for so long, these tortoises lost their natural survival skills — like foraging and avoiding predators — so returning to the wild wasn't an option. Instead, they've become beloved ambassadors for their species, helping us teach others why it's so important to protect Texas wildlife the right way.

KEEPER OF THE MONTH!

Meet our pasta-loving, yellow-obsessed team member who joined the education department in September 2023, Nicole!

When she's not whipping up delicious meals or binge-watching movies, you can find her at the zoo, bonding with her animal besties, the Red-Handed Tamarins. Her sweetest memory? The moment they decided she was their new jungle gym, and jumped all over her!



One FREE Child's
Admission
(ages 3-12 years)
Open Sunday-Saturday

110 Memorial Dr.
Victoria, TX 77901

Zoo Edu. Newsletter 2025

Print or show email to gift-shop to redeem!



ZOOSLETTER

HIGHLIGHT

A Wild Night to Remember: Wild About Wine 2025

Our Wild About Wine event was a roaring success! Guests enjoyed an unforgettable evening sipping on fine wines, savoring delicious bites, and mingling with our animal ambassadors under the stars. The photo booth was a hit, capturing wild memories with fun props and big smiles.

From live music to exclusive animal encounters, the night was filled with laughter, good company, and support for wildlife conservation. Thank you to everyone who joined us and helped make this wild night one to remember!



UPCOMING EVENTS

Zoodlers & Crafts - EVERY Wednesday & Saturday

Zoodlers & Crafts is a fun-filled program where stories come alive, creativity runs wild, and animal friends are ready to meet YOU! Enjoy animal-themed stories, games, crafts, and special live animal interactions – all included with your general admission! Just sign up online to reserve your spot.

Sign up [HERE!](#)

MEMBERS - Don't hesitate to get in touch with the zoo directly. Once your membership is confirmed, they will provide you with a member code to waive the total cost.



DIY BINOCULARS

Materials:

- Toilet Paper Rolls
- Small Scraps of Cardboard
- Ribbon or String
- Paint (colors of your choice)
- Paint Brushes
- Hot Glue Gun
- Hole Puncher



Instructions:

1. Paint and decorate 2 toilet paper rolls.
2. Put a thin strip of hot glue down the middle of one roll and stick it to the other to make binoculars.
3. Cut a small strip of cardboard and glue it across the top-middle of the binoculars.
4. Punch a hole on the outside of each of the tubes and thread with ribbon or string.
5. Use your new binoculars to see some cool things!

ZOOSLETTER

ANIMAL SPOTLIGHT

Say hello to Nova, our stunning Eurasian Lynx with a wild past and a heartwarming future!

Nova's journey hasn't been easy—she was taken from the wild and sold through the exotic pet trade. For the early part of her life, she lived in the cab of a semi-truck, traveling cross-country with a long-haul driver. While he may have cared for her, wild cats like Nova don't belong on the road—or in homes.



As Nova grew, so did the risks. Realizing the potential danger for both Nova and himself, the driver made the responsible decision to surrender her to a wildlife rehab facility. That's where her new chapter began.

Today, Nova lives a safe, enriching life with us—no more highways, just habitats! She now spends her days lounging in the sun, exploring her space, and captivating everyone who meets her. ❤️ Come visit Nova and learn more about her wild roots and her peaceful present!

KEEPER OF THE MONTH!



Say hello to Brittney, our amazing Office Manager who's been keeping things running smoothly since 2020!

A lover of all things Italian food and every color in the rainbow, Brittney brings a vibrant energy to The Texas Zoo. When she's not juggling office tasks, you'll find her enjoying video games, volleyball, coloring, and word searches—she's got the perfect combo of creativity and brain power!

Her animal bestie? None other than Tia, our sweet Umbrella Cockatoo! One of Brittney's favorite zoo memories is the very first time Tia gave her kisses—proof that the best friendships sometimes come with feathers.

Make sure to say hi if you see Brittney around!

One FREE Child's

Admission

VOID VOID VOID VOID

Open Sunday, Saturday

110 Memorial Dr.
Victoria, TX 77901

Zoo Edu. Newsletter 2025

Print or show email to gift-shop to redeem!



ZOOSLETTER

HIGHLIGHT

Flashback to 2015!

Ever wondered how our animals get their names? There are three ways animals get their names here at the zoo. First, if they come to us with a name already, we use it. Secondly, one of us will get to name them if someone can think of one that everyone agrees with. Lastly, if it is too hard to think of a name, we will let the public vote on it; that is precisely what happened back in

October 2015! We received a North American River Otter who needed a name, and all of you decided Stella was the perfect fit, and we couldn't agree more. Here are some screenshots from an article that the Victoria Advocate did back in 2015!

We may never know what the Texas Zoo's youngest otter calls herself in the aquatic world, but Crossroads residents [will have a chance](#) to give her a human moniker.

The final choices are Lottie, Kiki, Susie, Ariel, Stella, Lucy and Bella.

The Texas Zoo has partnered with the Victoria Advocate to create a naming contest for the river otter. Those participating are encouraged to [vote before Tuesday](#).

After Victoria Advocate employees came up with 24 names, the zoo narrowed those to seven.

Wednesday, a winning name will be announced for the unnamed furry creature.

The otter shares its exhibit with Sammy, an older male, said Michael Magaw, the zoo's curator of animals. Both were procured from a facility in South Carolina months earlier in 2015, he said.

https://www.victoriadvocate.com/news/local/crossroads-to-name-zoos-otter/article_8d45c7d8-22ff-5afa-b284-4951923bf435.html

UPCOMING EVENTS

Get Ready for a Wild Summer at The Texas Zoo!

Our summer camps are in full swing this July, with unforgettable adventures for every young animal lover. We offer half-day camps (9 AM-12 PM) for ages 5-8 and full-day camps (9 AM-4 PM) for ages 9-13.

From exploring slithery reptiles, furry mammals, and soaring birds in "Reptiles, Mammals and Birds, Oh My!" to learning what it takes to feed a zoo in "Complete Zootrition," discovering the ins and outs of zoo careers, and ending the season with surprises during Wildcard Week—there's something for every curious camper. Spots fill fast, so join us for a summer packed with science, adventure, and animal encounters!

Sign up online [HERE!](#)



FIREWORK PAINTING!

Materials:

- 3 empty toilet paper rolls (a paper towel roll can also be used if cut in thirds)
- 3 paper plates for each roll
- Red, White, and Blue paint
- Black construction paper
- Scissors



Instructions:

1. Holding your toilet paper roll vertically, cut a vertical line about $\frac{2}{3}$ up on the end. Then, continue cutting vertical lines at the same $\frac{2}{3}$ mark every $\frac{1}{2}$ inch or so all the way around.
2. Once the end is all cut, carefully press the cardboard pieces out so it looks like a firework.
3. Use a separate paper plate for each color of paint.
4. Lastly, dip your toilet paper roll into the paint and begin to stamp your paper.

TIP: It is an easier application to use less paint on the roll. A fun way to create your own fireworks is by layering the colors. You do not need to wait for your paint to dry after each layer. Keep going until you have achieved your ideal finished product.

ZOOSLETTER

ANIMAL SPOTLIGHT

Say hello to Monster, our gentle giant Sulcata Tortoise, who's been part of The Texas Zoo family since 2017!

Monster's story is a sweet one—his previous owners loved him but realized he needed more care and space than they could provide. So they entrusted him to us, where he's been living his best tortoise life ever since!



At around 30 years old, Monster is full of slow-and-steady charm. He's especially fond of pumpkins and watermelon, so don't be surprised if you catch him snacking on his favorite treats when you visit. 🎃🍉

Next time you're here, swing by the tortoise exhibit across from our Red Wolf habitat and say hi to Monster—he'd love to see you (and maybe show off his pumpkin-chomping skills)! 🐢❤️

KEEPER OF THE MONTH!



Meet Alysa, one of the friendly faces you'll find in our gift shop—she's been part of The Texas Zoo family since October 2024, and we love having her here!

Alysa's favorite food? Spaghetti! 🍝 Her favorite color? A lovely shade of green 🌿—fitting for someone who loves traveling, creating art, and spending time with friends.

When she's not helping you pick out the perfect souvenir, you'll probably find her hanging out with her animal bestie, Lulu, our adorable Lionhead Rabbit. 🐰 Alysa's favorite memory with Lulu is extra special—the first time Lulu crawled into her lap for snuggles, something Lulu hadn't done for anyone else. Talk about bunny love! ❤️

Next time you're in the gift shop, be sure to say hi to Alysa—she might just share a sweet Lulu story with you!

One FREE Child's

Admission

(ages 3-12 years)

Open Sunday-Saturday

110 Memorial Dr.
Victoria, TX 77901

Zoo Edu. Newsletter 2025

Print or show email to gift-shop to redeem!

A gift from us, to you!



ZOOSLETTER



UPCOMING EVENTS

Bear Necessities Month

Every Wednesday from 12pm-1pm for the month of September, don't miss your chance to feed our bears and learn more about the "bear necessities" that keep them happy and healthy!

\$5 per person, per feeding if bought online

(ex: 1 person, 2 feedings = \$10)

\$10 per person, per feeding if bought at the door.

Zoodlers & Crafts

Every Wednesday from 9am-10am & every Saturday from 1pm-2pm! Designed for children ages 4 and younger.

Every session, we will read a book, meet an animal, and do a craft!

REMINDER: You MUST register online for YOURSELF AND THE CHILDREN who will be there.

9/7 - National Pet Rock Day

Celebrate National Pet Rock Day with us on September 7th from 9AM-4PM! Come decorate your very own pet rock and place it in our Butterfly Garden or take it home as a special keepsake.

9/9 - National Ants on a Log Day

Celebrate National Ants on a Log Day with us on September 9th from 10AM-12PM! Guests can make special ants on a log treats for our animals to enjoy. Participation is just \$3 per person - come join the fun!

9/14 - National Coloring Day

Celebrate National Coloring Day with us on September 14th from 9AM-4PM! We'll have fun coloring pages ready for guests of all ages—come relax, get creative, and add some color to your zoo day!

9/20 - Brew at The Zoo

Grab your friends and family, and spend the evening sipping on suds while supporting the Texas Zoo's mission of providing homes for native wildlife in need and supporting conservation efforts near and far! Buy your tickets online!

9/27 - National Bunny Day

Hop on over for National Bunny Day! On September 27th, guests can feed our rabbits fresh lettuce during special feeding times: 10-10:30 AM, 12-12:30 PM, & 2-2:30 PM

Lettuce leaves are just \$1 each—don't miss this chance to make some fluffy friends!

Sign up online [HERE!](#)

D.I.Y. PAINT POPSICLES

Instructions:

1. Fill each paper cup with paint - You can add one color of paint to each cup or several colors to each cup by layering the paint.
2. Add a popsicle stick - Once each cup is filled to your liking, add a small piece of aluminum foil across the top of the cup, cut a small hole, and push the popsicle stick through the hole to keep it in place.
3. Freeze - Transfer to the freezer overnight to freeze.
4. Time to Paint! - Now that your popsicles are frozen solid, gently peel away the paper cup to reveal the paint. Now on your white paper, paint by holding onto the stick.

Materials:

- Paint (colors of your choice)
- Small Paper Cups
- Popsicle Sticks
- Aluminum Foil
- White Paper




ZOOSLETTER

HIGHLIGHT

Summer Camp 2025

☀️ This year's Summer Camps were an absolute blast! Campers spent their days exploring the zoo, learning about animals up close, creating fun crafts, and even helping make enrichment for some of our residents. From meeting scaly reptiles to caring for furry friends, every week was filled with hands-on activities, laughter, and new discoveries. 🐾🌿 We're so grateful to all the amazing campers who joined us this summer, you made it unforgettable!



KEEPER OF THE MONTH!

Since 2021, Desiray has been part of The Texas Zoo family as our Education Manager, where she brings creativity, and a love for wildlife education to everything she does.

When she's not at the zoo, you can usually find her enjoying sushi or sweets, traveling, practicing photography, or soaking in the atmosphere at festivals. 💙 With blue as her favorite color in every shade, it's no surprise she brings a calm and vibrant energy to our team.

Her animal bestie was Styx, our beloved prairie dog, and one of her favorite memories is when he leapt straight into her chest for a hug—a moment she'll never forget! 🐾



This month's animal spotlight is focused on Ellie, our Kinkajou!

Ellie was confiscated from a terrible living situation in 2018, where she was forced to live in a sock drawer. She was taken to the Austin Zoo for quarantine and health checks. Once she got the thumbs up on everything, she was then brought over to us in 2020 and has been with us ever since! When you stop by, make sure you look in her house. Since she is nocturnal, she does a lot of her sleeping in there for guests to still see her!



ANIMAL SPOTLIGHT

One **FREE** Child's Admission
(ages 3-12 years)
Open Sunday-Saturday
110 Memorial Dr.
Victoria, TX 77901

Zoo Edu. Newsletter 2025



Print or show email to gift-shop to redeem!